



Mathematics
Level 1 and Level 2

SAT Subject Tests™

Answer Explanations to Practice Questions
from Getting Ready for the SAT Subject Tests

Visit the SAT® student website to
get more practice and study tips for
the **Subject Tests in Mathematics
Level 1 and Level 2.**

achieve
more

SAT®

SAT® Subject Tests in Mathematics Level 1 and Level 2

In this document, you will find detailed answer explanations to all of the mathematics practice questions from *Getting Ready for the SAT Subject Tests*. By reviewing these answer explanations, you can familiarize yourself with the types of questions on the test and learn your strengths and weaknesses. The estimated difficulty level is based on a scale of 1 to 5, with 1 the easiest and 5 the most difficult.

To find out more about the SAT Subject Tests, visit us at SATSubjectTests.org.

SAT® Subject Test in Mathematics Level 1

1. Difficulty: 2

Choice (B) is correct.

The cost of the equipment is \$250, and each package of 10 blank CDs costs \$5.90. The total cost for the band to produce 10 CDs, that is, 1 package, is $250 + 5.90 = 255.90$ dollars, and the total cost to produce 20 CDs, that is, 2 packages, is $250 + 5.90(2) = 250 + 11.80 = 261.80$ dollars.

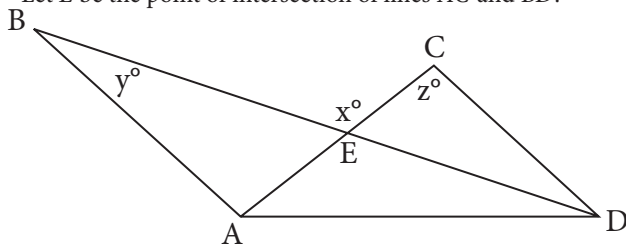
One way to determine the correct expression is to find the slope-intercept form of the equation of the line that passes through the two points given by the ordered pairs (10, 255.90) and (20, 261.80). The line has slope $\frac{261.80 - 255.90}{20 - 10} = 0.59$ and y -intercept 250, which is the cost, in dollars, for the band to produce 0 CDs after purchasing the equipment. The equation of this line is $y = 0.59n + 250$, where n is the number of CDs used.

Alternatively, note that the total cost to produce 10 CDs is $250 + 5.90 = 250 + 0.59(10)$ dollars, and the cost to produce 20 CDs is $250 + 5.90(2) = 250 + 0.59(20)$ dollars, so, in general, if n is a multiple of 10, then the total cost to produce n CDs is $250 + 5.90\left(\frac{n}{10}\right) = 250 + 0.59n$ dollars.

2. Difficulty: 2

Choice (A) is correct.

Let E be the point of intersection of lines \overline{AC} and \overline{BD} .



One way to determine x in terms of y and z is to find the measure of each of the angles of $\triangle EDC$ in terms of x , y and z and then apply the triangle sum theorem. Since $\angle CED$ is supplementary to $\angle BEC$ and the measure of $\angle BEC$ is given to be x° , the measure of $\angle CED$ is $(180 - x)^\circ$. Since

line \overline{AC} is a transversal to the parallel lines \overline{AB} and \overline{CD} , the alternate interior angles $\angle BDC$ and $\angle DBA$ are of equal measure. Thus, the measure of $\angle BDC$ is y , which is also the measure of $\angle EDC$. The measure of $\angle DCE$ is given to be z° . Therefore, the sum of the angle measures of $\triangle EDC$, in degrees, is $(180 - x) + y + z$. The triangle sum theorem applied to $\triangle EDC$ gives the equation $(180 - x) + y + z = 180$, which can be solved for x to arrive at $x = y + z$.

Alternatively, one can apply the interior angle sum theorem to pentagon $ABECD$. Since line \overline{AD} is a transversal to the parallel lines \overline{AB} and \overline{CD} , it follows that $\angle BAD$ and $\angle ADC$ are supplementary; that is, the sum of the measures of these two angles is 180° . The measure of $\angle BEC$, interior to polygon $ABECD$, is $(360 - x)^\circ$. The measure of $\angle EBA$ is given to be y° , and the measure of $\angle DCE$ is given to be z° . Therefore, the sum of the measures of the interior angles of pentagon $ABECD$ is $180 + (360 - x) + y + z$. The interior angle sum theorem applied to pentagon $ABECD$ gives the equation $180 + (360 - x) + y + z = 540$, which can be solved for x to arrive at $x = y + z$.

3. Difficulty: 2

Choice (C) is correct.

One way to determine the value of n is to create and solve an algebraic equation. The phrase "a number n is increased by 8" is represented by the expression $n + 8$, and the cube root of that result is equal to -0.5 , so $\sqrt[3]{n + 8} = -0.5$. Solving for n gives $n + 8 = (-0.5)^3 = -0.125$, and so $n = -0.125 - 8 = -8.125$.

Alternatively, one can invert the operations that were done to n . Apply the inverse of each operation, in the reverse order: First cube -0.5 to get -0.125 , and then decrease this value by 8 to find that $n = -0.125 - 8 = -8.125$.

4. Difficulty: 3

Choice (A) is correct.

To determine the value of b , apply the fact that two complex numbers are equal if and only if the real and pure imaginary parts are equal. Since $(a + b) + 5i = 9 + ai$, this gives the two equations $a + b = 9$ and $5i = ai$; that is, $a + b = 9$ and $5 = a$. Therefore, $5 + b = 9$, and $b = 4$.

5. Difficulty: 3

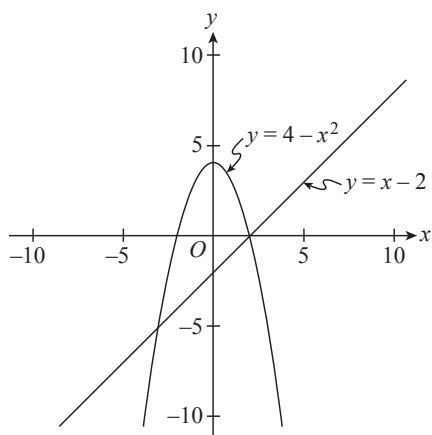
Choice (C) is correct.

One way to determine all values of x for which $4 - x^2 \geq x - 2$ is first to rewrite the inequality in an equivalent form that compares a factored expression to 0 and then reason about the arithmetic sign of the product of the factors. The inequality $4 - x^2 \geq x - 2$ is equivalent to $4 - x^2 - x + 2 \geq 0$, which in turn is equivalent to $-x^2 - x + 6 \geq 0$. Since $-x^2 - x + 6$ factors as $(-1)(x^2 + x - 6) = (-1)(x + 3)(x - 2)$, the original inequality is equivalent to $(-1)(x + 3)(x - 2) \geq 0$ or $(x + 3)(x - 2) \leq 0$. To solve $(x + 3)(x - 2) \leq 0$, notice that this inequality is satisfied by a value of x precisely when either $x = -3$, $x = 2$ or the product of the factors $(x + 3)$ and $(x - 2)$ is negative; this last condition is true for $-3 < x < 2$, as shown in the table below:

	$x < -3$	$-3 < x < 2$	$x > 2$
$(x + 3)$	Negative	Positive	Positive
$(x - 2)$	Negative	Negative	Positive
$(x + 3)(x - 2)$	Positive	Negative	Positive

Therefore, all values of x for which $4 - x^2 \geq x - 2$ are described by the extended inequality $-3 \leq x \leq 2$.

Alternatively, one can use a graphing calculator. Graph the two equations $y = 4 - x^2$ and $y = x - 2$.



The values of x for which $4 - x^2 \geq x - 2$ are the same as the values of x for which the parabolic graph of $y = 4 - x^2$ lies above or intersects the line $y = x - 2$. Therefore, all values of x for which $4 - x^2 \geq x - 2$ are described by the extended inequality $-3 \leq x \leq 2$.

6. Difficulty: 4

Choice (D) is correct.

To determine for which of the five age groups in the options the projected percent increase in population from 2000 to 2050 is greatest, estimate the ratio of the projection for the year 2050 to the population figure for 2000 for each age group. Each of the ratios described is equal to 1 plus the decimal corresponding to the projected percent increase in population from 2000 to 2050, so the greatest ratio will correspond to the greatest projected percent increase in population.

For the 30–39 age group, the ratio is less than $\frac{60}{40} = 1.5$, since the 2050 projected population is less than 60 million, and the 2000 population is greater than 40 million. Thus, the projected percent increase in population from 2000 to 2050 for this age group is less than 50 percent.

For the 40–49 age group, the ratio is less than $\frac{50}{40} = 1.25$, since the 2050 projected population is less than 50 million, and the 2000 population is greater than 40 million. Thus, the projected percent increase in population from 2000 to 2050 for this age group is less than 25 percent.

For the 50–59 age group, the ratio is less than $\frac{50}{30} = 1.6\bar{6}$, since the 2050 projected population is less than 50 million, and the 2000 population is greater than 30 million. The projected percent increase in population from 2000 to 2050 for this age group is less than 66 percent.

For the 60–69 year age group, the ratio is approximately 41 million to 20 million, or as a decimal, 2.05, corresponding to an approximate 105 percent increase in population for this age group.

For the 70–79 year age group, the ratio is approximately 31 million to 16 million, or as a decimal, approximately 1.94, corresponding to an approximate 94 percent increase in population for this age group.

Therefore, the 60–69 year age group has the greatest projected percent increase in population from 2000 to 2050 among the given options.

7. Difficulty: 3

Choice (D) is correct.

One way to determine which equation must be true is to apply the laws of logarithms to the given equation. It is given that $x = \log_c a$, so $c^x = c^{\log_c a}$ must be true. One of the laws of logarithms states that $c^{\log_c a} = a$ must be true. Therefore, $c^x = a$ must be true.

Alternatively, one can recall the definition of logarithms. The logarithm of a to the base c , represented by the symbol $\log_c a$, is the exponent to which the base c must be raised to obtain a . In other words, $x = \log_c a$, means precisely that $c^x = a$.

8. Difficulty: 3

Choice (E) is correct.

Statement I is false: The function f has the real line as its domain. The function g has as its domain all values of x **except** 3, because the value of the expression $\frac{x^2 - 9}{x - 3}$ is undefined when 3 is substituted for x . This means that the graph of f contains a point with x -coordinate equal to 3, but the graph of g contains no such point.

Statement II is true: For any x not equal to 3, the expressions $x + 3$ and $\frac{x^2 - 9}{x - 3}$ give the same value, since for $x \neq 3$, the expression $\frac{x^2 - 9}{x - 3} = \frac{(x + 3)(x - 3)}{x - 3} = x + 3$. It follows that for $x \neq 3$, the graphs of f and g contain the same point with that x -coordinate.

Statement III is true: Since statement II is true, for every number x not equal to 3, the point $(x, x + 3)$ is on both the graph of f and the graph of g . Since there are infinitely many numbers x not equal to 3, the graphs have an infinite number of points in common.

9. Difficulty: 4

Choice (D) is correct.

Since line ℓ is perpendicular to the line segment with endpoints $(2, 0)$ and $(0, -2)$, the slope of line ℓ must be the negative reciprocal of the slope of the line segment. The line segment has slope $\frac{0 - (-2)}{2 - 0} = 1$, so the slope of line ℓ equals $\frac{-1}{1} = -1$.

10. Difficulty: 3

Choice (B) is correct.

It is given that 3 students have sampled all three kinds of candy bars and that 5 students have sampled exactly two kinds, so a total of $3 + 5 = 8$ students have sampled more than one kind of candy bar. Since 20 students have sampled one or more of the three kinds of candy bars, the number of students that have sampled only one kind is $20 - 8 = 12$.

11. Difficulty: 3

Choice (B) is correct.

To determine the length of side \overline{BC} , apply the definition of the tangent of an angle θ in a right triangle: the tangent of θ is equal to the length of the side opposite angle θ divided by the length of the side adjacent to angle θ . Thus, in this case, $\tan 22^\circ = \frac{BC}{AC} = \frac{BC}{10}$, which gives $BC = 10 \tan 22^\circ$.

Use a calculator, set to degree mode, to compute that $10 \tan 22^\circ \approx 4.0$.

12. Difficulty: 4

Choice (D) is correct.

One way to determine the maximum height the ball reaches is to rewrite the quadratic expression that defines the function h by completing the square:

$$\begin{aligned} -16t^2 + 46t + 5 &= -16\left(t^2 - \frac{23}{8}t\right) + 5 \\ &= -16\left(t^2 - \frac{23}{8}t + \left(\frac{23}{16}\right)^2 - \left(\frac{23}{16}\right)^2\right) + 5 \\ &= -16\left(\left(t - \frac{23}{16}\right)^2 - \left(\frac{23}{16}\right)^2\right) + 5 \\ &= -16\left(t - \frac{23}{16}\right)^2 + 16\left(\frac{23}{16}\right)^2 + 5 \end{aligned}$$

It is not necessary to simplify any further, as the maximum height must correspond to $t = \frac{23}{16}$, which is the only value of t that makes the term $-16\left(t - \frac{23}{16}\right)^2$ nonnegative. By substitution, $h\left(\frac{23}{16}\right) = 16\left(\frac{23}{16}\right)^2 + 5 = 38.0625$. Therefore, to the nearest foot, the maximum height the ball reaches is 38 feet.

Alternatively, one can use a graphing calculator to determine the maximum value of the function h . Since $h(0) = 5$, $h(1) = -16 + 46 + 5 = 35$, $h(2) = -16(4) + 46(2) + 5 = 33$ and $h(3) = -16(9) + 46(3) + 5 = -1$, the maximum value of h must occur for some t -value between 1 and 2. Set the window so that the independent variable goes from 0 to 3 and the dependent variable goes from 0 to 50 to view the vertex of the parabola. Upon tracing the graph, the maximum value of h is slightly greater than 38. Therefore, to the nearest foot, the maximum height the ball reaches is 38 feet.

13. Difficulty: 4

Choice (A) is correct.

One way to determine the volume of the solid is to determine the length ℓ , width w , and height h of the solid, in centimeters, and then apply the formula $V = \ell wh$ to compute the volume. Let ℓ , w , and h represent the length, width and height, in centimeters, respectively, of the solid. The area of the front face of the solid is $\ell h = 24$ square centimeters, the area of the side face is $wh = 8$ square centimeters, and the area of the bottom face is $\ell w = 3$ square centimeters. Elimination of h by using the first two equations gives $\frac{\ell h}{wh} = \frac{24}{8}$, which simplifies to $\frac{\ell}{w} = 3$, or $\ell = 3w$. Substitution of $3w$ for ℓ in the third equation gives $(3w)w = 3$, or $3w^2 = 3$, so $w = 1$ (since only positive values of w make sense as measurements of the length of any edge of a rectangular solid). Substitution of 1 for w in the equation $wh = 8$ gives $h = 8$, and substitution of 8 for h in the equation $\ell h = 24$ gives $8\ell = 24$, so $\ell = 3$. Therefore, the volume V of the solid, in cubic centimeters, is $V = (3)(1)(8) = 24$.

Alternatively, one can recognize that the square of the volume of a rectangular solid is the product of the areas of the front, side and bottom faces of the solid. That is, squaring both sides of the formula $V = \ell wh$ gives $V^2 = \ell wh \ell wh = (\ell w)(h\ell)(wh)$. Therefore, in this case, $V^2 = (3)(24)(8) = 576$, so $V = \sqrt{576} = 24$. Note that it is not necessary to solve for the values of ℓ , w and h .

14. Difficulty: 4

Choice (C) is correct.

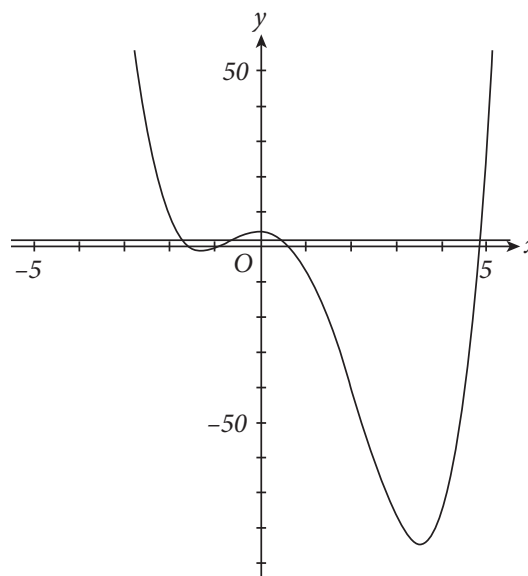
The area of the shaded region can be found by subtracting the area of rectangle $ABCD$ from the area of the circle. To determine the area of the circle, first find the radius r , and then compute the area πr^2 . Since rectangle $ABCD$ is inscribed in the circle, $\angle ABC$ is an inscribed right angle, and thus \overline{AC} is a diameter of the circle. Applying the Pythagorean theorem to right triangle ABC , one finds the length of side \overline{AC} is $\sqrt{5^2 + 12^2} = \sqrt{169} = 13$. Thus, the radius of the circle is $\frac{13}{2}$, and the area of the circle is $\pi\left(\frac{13}{2}\right)^2 = \frac{169}{4}\pi$. The area of rectangle $ABCD$ is $5 \times 12 = 60$ and therefore, the area of the shaded region is $\frac{169}{4}\pi - 60 \approx 72.7$.

15. Difficulty: 3

Choice (E) is correct.

To determine how many real numbers k satisfy $f(k) = 2$ is to determine how many solutions the equation $x^4 - 3x^3 - 9x^2 + 4 = 2$ has, which in turn is to determine how many solutions the equation $x^4 - 3x^3 - 9x^2 + 2 = 0$ has. It is not difficult to see, using the Rational Roots Theorem, that $x^4 - 3x^3 - 9x^2 + 2$ has no factor of the form $x - k$ for any whole or rational number value of k , but there are real number values of k such that $x - k$ is a factor. This problem must be solved using a nonalgebraic method.

One way to determine how many numbers k satisfy $f(k) = 2$ is to examine the graph of the function $f(x) = x^4 - 3x^3 - 9x^2 + 4$. Use a graphing calculator to graph $y = x^4 - 3x^3 - 9x^2 + 4$ for x on a suitably large interval to see all intersections of the graph with the line $y = 2$, and then count the number of points of intersection.



There are at least four such points: A first point with x -coordinate between -2 and -1 , a second point with x -coordinate between -1 and 0 , a third point with x -coordinate between 0 and 1 and a fourth point with x -coordinate between 4 and 5 . The fact that $x^4 - 3x^3 - 9x^2 + 4$ is a polynomial of degree 4 means that there can be at most four such points. Therefore, there are four values of k for which $f(k) = 2$.

Alternatively, one can examine a table of values of the function $f(x) = x^4 - 3x^3 - 9x^2 + 4$ and then identify intervals for which the values of $f(k) = 2$ at the endpoints have different signs and apply the Intermediate Value Theorem to each of those intervals. Create a table of values for $y = x^4 - 3x^3 - 9x^2 + 4$ for whole number values of x between -5 and 5 , inclusive, and count the number of intervals of length 1 for which the value of f is greater than 2 for one of the endpoints and less than 2 for the other endpoint.

x	$f(x)$
-5	779
-4	308
-3	85
-2	8
-1	-1
0	4
1	-7
2	-40
3	-77
4	-76
5	29

There are four such intervals: $[-2, -1]$, $[-1, 0]$, $[0, 1]$ and $[4, 5]$. By the Intermediate Value Theorem, for each of these four intervals, there is a value k in that interval such that $f(k) = 2$. This shows that there are at least four such values of k , and the fact that $x^4 - 3x^3 - 9x^2 + 4$ is a polynomial of degree 4 means that there can be at most four such values of k . Therefore, there are four values of k for which $f(k) = 2$.

16. Difficulty: 5

Choice (C) is correct.

To determine the value, to the nearest hundred dollars, of the automobile when $t = 4$, find the equation of the least-squares regression line and then evaluate that equation at $t = 4$.

A calculator can be used to find the least-squares regression line. The specific steps to be followed depend on the model of calculator, but they can be summarized as follows. Enter the statistics mode, edit the list of ordered pairs to include only the four points given in the table and perform the linear regression. The coefficients will be, approximately, 15,332 for the y -intercept and $-2,429$ for the slope, so the regression line is given by the equation $y = -2,429t + 15,332$. When $t = 4$, one gets $y = -2,429(4) + 15,332 = 5,616$. Therefore, based on the least-squares linear regression, the value, to the nearest hundred dollars, of the automobile when $t = 4$ is \$5,600.

SAT® Subject Test in Mathematics Level 2

17. Difficulty: 2

Choice (D) is correct.

The distance d between the points with coordinates (x_1, y_1, z_1) and (x_2, y_2, z_2) is given by the distance formula:

$$d = \sqrt{(x_2 - x_1)^2 + (y_2 - y_1)^2 + (z_2 - z_1)^2}.$$

Therefore, the distance between the points with coordinates $(-3, 6, 7)$ and $(2, -1, 4)$ is:

$$\begin{aligned} \sqrt{(2 - (-3))^2 + (-1 - 6)^2 + (4 - 7)^2} &= \sqrt{5^2 + (-7)^2 + (-3)^2} \\ &= \sqrt{25 + 49 + 9}, \text{ which simplifies to } \sqrt{83} \approx 9.11. \end{aligned}$$

18. Difficulty: 2

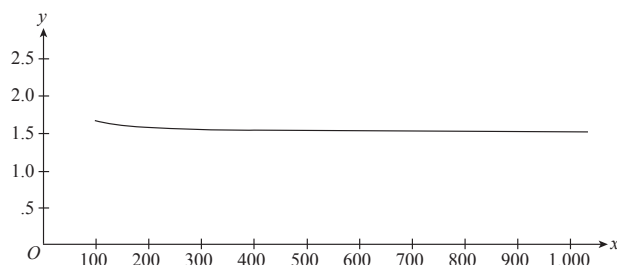
Choice (E) is correct.

One way to determine the value that $f(x)$ approaches as x gets infinitely larger is to rewrite the definition of the function to use only negative powers of x and then reason about the behavior of negative powers of x as x gets infinitely larger. Since the question is only concerned with what happens to $\frac{3x + 12}{2x - 12}$ as x gets infinitely larger, one can assume that x is positive. For $x \neq 0$, the expression $\frac{3x + 12}{2x - 12}$

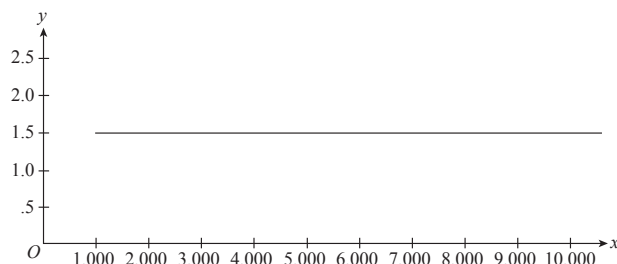
is equivalent to the expression $\frac{\frac{1}{x}(3x + 12)}{\frac{1}{x}(2x - 12)} = \frac{3 + \frac{12}{x}}{2 - \frac{12}{x}}$. As

x gets infinitely larger, the expression $\frac{12}{x}$ approaches the value 0, so as x gets infinitely larger, the expression $\frac{3 + \frac{12}{x}}{2 - \frac{12}{x}}$ approaches the value $\frac{3 + 0}{2 - 0} = \frac{3}{2}$. Thus, as x gets infinitely larger, $f(x)$ approaches $\frac{3}{2}$.

Alternatively, one can use a graphing calculator to estimate the height of the horizontal asymptote for the function $f(x) = \frac{3x + 12}{2x - 12}$. Graph the function $y = \frac{3x + 12}{2x - 12}$ on an interval with “large” x -values, say, from $x = 100$ to $x = 1,000$.



By examining the graph, the y -values all seem very close to 1.5. Graph the function again, from, say, $x = 1,000$ to $x = 10,000$.



The y -values vary even less from 1.5. In fact, to the scale of the coordinate plane shown, the graph of the function $f(x) = \frac{3x + 12}{2x - 12}$ is nearly indistinguishable from the asymptotic line $y = 1.5$. This suggests that as x gets infinitely larger, $f(x)$ approaches 1.5, that is, $\frac{3}{2}$.

Note: The algebraic method is preferable, as it provides a proof that guarantees that the value $f(x)$ approaches is $\frac{3}{2}$.

Although the graphical method worked in this case, it does not provide a complete justification; for example, the graphical method does not ensure that the graph resembles a horizontal line for “very large” x -values such as $10^{100} \leq x \leq 10^{101}$.

19. Difficulty: 4

Choice (C) is correct.

According to the model, the world's population in January 1995 was $5.3(1.02)^5$ and in January 1996 was $5.3(1.02)^6$. Therefore, according to the model, the population growth from January 1995 to January 1996, in billions, was $5.3(1.02)^6 - 5.3(1.02)^5$, or equivalently, $5.3(1.02)^5(0.02)(10^9) \approx 117,000,000$.

20. Difficulty: 4

Choice (C) is correct.

First, note that the angle of the parallelogram with vertex (3, 5) is one of the two larger angles of the parallelogram: Looking at the graph of the parallelogram in the xy -plane makes this apparent. Alternatively, the sides of the angle of the parallelogram with vertex (3, 5) are a horizontal line segment with endpoints (3, 5) and (6, 5), and a line segment of positive slope with endpoints (2, 1) and (3, 5) that intersects the horizontal line segment at its left endpoint (3, 5), so the angle must measure more than 90° . Since the sum of the measures of the four angles of a parallelogram equals 360° , the angle with vertex (3, 5) must be one of the larger angles.

One way to determine the measure of the angle of the parallelogram with vertex (3, 5) is to apply the Law of Cosines to the triangle with vertices (2, 1), (3, 5) and (6, 5). The length of the two sides of the angle with vertex (3, 5) are $\sqrt{(3-2)^2 + (5-1)^2} = \sqrt{17}$ and $\sqrt{(3-6)^2 + (5-5)^2} = 3$; the length of the side opposite the angle is $\sqrt{(6-2)^2 + (5-1)^2} = 4\sqrt{2}$.

Let θ represent the angle with vertex (3, 5) and apply the Law of Cosines: $A^2 + B^2 - 2AB\cos\theta = C^2$, so $\cos\theta = \frac{C^2 - (A^2 + B^2)}{-2AB} = \frac{32 - (17 + 9)}{-2(\sqrt{17})(3)} = \frac{6}{-6\sqrt{17}} = -\frac{1}{\sqrt{17}}$. Therefore, the measure of one of the larger angles of the parallelogram is $\arccos\left(-\frac{1}{\sqrt{17}}\right) \approx 104.0^\circ$.

Another way to determine the measure of the angle of the parallelogram with vertex (3, 5) is to consider the triangle (2, 1), (3, 5) and (3, 1). The measure of the angle of this triangle with vertex (3, 5) is 90° less than the measure of the angle of the parallelogram with vertex (3, 5). The angle of the triangle has opposite side of length $3 - 2 = 1$ and adjacent side of length $5 - 1 = 4$, so the measure of this angle is $\arctan\frac{1}{4}$. Therefore, the measure of the angle of the parallelogram with vertex (3, 5) is $90^\circ + \arctan\frac{1}{4} \approx 104.0^\circ$.

Yet another way to determine the measure of the angle of the parallelogram with vertex (3, 5) is to use trigonometric relationships to find the measure of one of the smaller angles, and then use the fact that each pair of a larger and smaller angle is a pair of supplementary angles. Consider the angle of the parallelogram with vertex (2, 1); this angle

coincides with the angle at vertex (2, 1) of the right triangle with vertices at (2, 1), (3, 5), and (3, 1), with opposite side of length $5 - 1 = 4$ and adjacent side of length $3 - 2 = 1$, so the measure of this angle is $\arctan 4$. This angle, together with the angle of the parallelogram with vertex (3, 5), form a pair of interior angles on the same side of a transversal that intersects parallel lines, so the sum of the measures of the pair of angles equals 180° . Therefore, the measure of the angle of the parallelogram with vertex (3, 5) is $180^\circ - \arctan 4 \approx 104.0^\circ$.

21. Difficulty: 4

Choice (E) is correct.

To determine the numerical value of the fourth term, first determine the value of t and then apply the common difference.

Since $2t$, $5t - 1$, and $6t + 2$ are the first three terms of an arithmetic sequence, it must be true that $(6t + 2) - (5t - 1) = (5t - 1) - 2t$, that is, $t + 3 = 3t - 1$. Solving $t + 3 = 3t - 1$ for t gives $t = 2$. Substituting 2 for t in the expressions of the three first terms of the sequence, one sees that they are 4, 9 and 14, respectively. The common difference between consecutive terms for this arithmetic sequence is $5 = 14 - 9 = 9 - 4$, and therefore, the fourth term is $14 + 5 = 19$.

22. Difficulty: 3

Choice (A) is correct.

To determine the height of the cylinder, first express the diameter of the cylinder in terms of the height, and then express the height in terms of the volume of the cylinder.

The volume of a right circular cylinder is given by $V = \pi r^2 h$, where r is the radius of the circular base of the cylinder and h is the height of the cylinder. Since the diameter and height are equal, $h = 2r$. Thus, $r = \frac{1}{2}h$. Substitute the expression $\frac{1}{2}h$ for r in the volume formula to eliminate r :

$V = \pi\left(\frac{1}{2}h\right)^2 h = \frac{\pi}{4}h^3$. Solving for h gives $h = \sqrt[3]{\frac{4}{\pi}V}$. Since the volume of the cylinder is 2, the height of the cylinder is $h = \sqrt[3]{\frac{8}{\pi}} \approx 1.37$.

23. Difficulty: 3

Choice (E) is correct.

One way to determine the value of $\sin(\pi - \theta)$ is to apply the sine of difference of two angles identity: $\sin(\pi - \theta) = \sin\pi\cos\theta - \cos\pi\sin\theta$. Since $\sin\pi = 0$ and $\cos\pi = -1$, the identity gives $\sin(\pi - \theta) = 0(\cos\theta) - (-1)(\sin\theta) = \sin\theta$. Therefore, $\sin(\pi - \theta) = 0.57$.

Another way to determine the value of $\sin(\pi - \theta)$ is to apply the supplementary angle trigonometric identity for the sine: $\sin(\pi - \theta) = \sin\theta$. Therefore, $\sin(\pi - \theta) = 0.57$.

24. Difficulty: 4

Choice (A) is correct.

One way to determine the probability that neither person selected will have brown eyes is to count both the number of ways to choose two people at random from the people who do not have brown eyes and the number of ways to choose two people at random from all 10 people, and then compute the ratio of those two numbers.

Since 60 percent of the 10 people have brown eyes, there are $0.60(10) = 6$ people with brown eyes, and $10 - 6 = 4$ people who do not have brown eyes. The number of ways of choosing two people, neither of whom has brown eyes, is $\frac{4(3)}{2} = 6$. There are 4 ways to choose a first person and 3 ways to choose a second person, but there are 2 ways in which that same pair of people could be chosen. Similarly, the number of ways of choosing two people at random from the 10 people is $\frac{10(9)}{2} = 45$. Therefore, the probability that neither of the two people selected has brown eyes is $\frac{6}{45} \approx 0.13$.

Another way to determine the probability that neither person selected will have brown eyes is to multiply the probability of choosing one of the people who does not have brown eyes at random from the 10 people times the probability of choosing one of the people who does not have brown eyes at random from the 9 remaining people after one of the people who does not have brown eyes has been chosen.

Since 60 percent of the 10 people have brown eyes, the probability of choosing one of the people who does not have brown eyes at random from the 10 people is $1 - 0.60 = 0.40$. If one of the people who does not have brown eyes has been chosen, there remain 3 people who do not have brown eyes out of a total of 9 people; the probability of choosing one of the 3 people who does not have brown eyes at random from the 9 people is $\frac{3}{9}$. Therefore, if two people are to be selected from the group at random, the probability that neither person selected will have brown eyes is $0.40\left(\frac{3}{9}\right) \approx 0.13$.

25. Difficulty: 2

Choice (A) is correct.

By the Factor Theorem, $x - 2$ is a factor of $x^3 + kx^2 + 12x - 8$ only when 2 is a root of $x^3 + kx^2 + 12x - 8$, that is, $(2)^3 + k(2)^2 + 12(2) - 8 = 0$, which simplifies to $4k + 24 = 0$. Therefore, $k = -6$.

Alternatively, one can perform the division of $x^3 + kx^2 + 12x - 8$ by $x - 2$ and then find a value for k so that the remainder of the division is 0.

$$\begin{aligned} x^3 + kx^2 + 12x - 8 &= x^2(x - 2) + (2 + k)x^2 + 12x - 8 \\ &= x^2(x - 2) + (2 + k)x(x - 2) + (2(2 + k) + 12)x - 8 \\ &= x^2(x - 2) + (2 + k)x(x - 2) + (2(2 + k) + 12)(x - 2) \\ &\quad + (2(2(2 + k) + 12) - 8) \\ &= (x^2 + (2 + k)x + (2(2 + k) + 12))(x - 2) + (8 + 4k + 24 - 8) \\ &= (x^2 + (2 + k)x + (2(2 + k) + 12))(x - 2) + (4k + 24) \end{aligned}$$

Since the remainder is $4k + 24$, the value of k must satisfy $4k + 24 = 0$. Therefore, $k = -6$.

26. Difficulty: 4

Choice (E) is correct.

One way to determine the value of $f^{-1}(1.5)$ is to solve the equation $f(x) = 1.5$ for x . Since $f(x) = \sqrt[3]{x^3 + 1}$, start with the equation $\sqrt[3]{x^3 + 1} = 1.5$, and cube both sides to get $x^3 + 1 = (1.5)^3 = 3.375$. Isolate x to get $x^3 = 2.375$, and apply the cube root to both sides of the equation to get $x = \sqrt[3]{2.375} \approx 1.3$.

Another way to determine the value of $f^{-1}(1.5)$ is to find a formula for f^{-1} and then evaluate at 1.5. Let $y = \sqrt[3]{x^3 + 1}$ and solve for x : cubing both sides gives $y^3 = x^3 + 1$, so $x^3 = y^3 - 1$, and $x = \sqrt[3]{y^3 - 1}$. Therefore, $f^{-1}(y) = \sqrt[3]{y^3 - 1}$, and $f^{-1}(1.5) = \sqrt[3]{(1.5)^3 - 1} = \sqrt[3]{2.375} \approx 1.3$.

27. Difficulty: 4

Choice (D) is correct.

One way to determine which of the equations best models the data in the table is to use a calculator that has a statistics mode to compute an exponential regression for the data.

The specific steps to be followed depend on the model of calculator but can be summarized as follows: Enter the statistics mode, edit the list of ordered pairs to include only the four points given in the table and perform an exponential regression. The coefficients are, approximately, 3.3 for the constant and 1.4 for the base, which indicates that the exponential equation $y = 3.3(1.4)^x$ is the result of performing the exponential regression. If the calculator reports a correlation, it should be a number that is very close to 1, which indicates that the data very closely matches the exponential equation. Therefore, of the given models, $y = 3.3(1.4)^x$ best fits the data.

Alternatively, without using a calculator that has a statistics mode, one can reason about the data given in the table.

The data indicates that as x increases, y increases; thus, options A and B cannot be candidates for such a relationship. Evaluating options C, D and E at $x = -9.8$ shows that option D is the one that gives a value of y that is closest to 0.12. In the same way, evaluating options C, D and E at each of the other given data points shows that option D is a better model for that one data point than either option C or option E. Therefore, $y = 3.3(1.4)^x$ is the best of the given models for the data.

28. Difficulty: 4

Choice (D) is correct.

Statement I is false: Since $C = -1.02F + 93.63$, high values of F are associated with low values of C , which indicates that there is a negative correlation between C and F .

Statement II is true: When 20 percent of calories are from fat, $F = 20$ and the predicted percent of calories from carbohydrates is $C = -1.02(20) + 93.63 \approx 73$.

Statement III is true: Since the slope of the regression line is -1.02 , as F increases by 1, C increases by $-1.02(1) = -1.02$; that is, C decreases by 1.02.

29. Difficulty: 3

Choice (B) is correct.

One way to determine the slope of the line is to compute two points on the line and then use the slope formula. For example, letting $t = 0$ gives the point $(5, 7)$ on the line, and letting $t = 1$ gives the point $(6, 8)$ on the line. Therefore, the slope of the line is equal to $\frac{8-7}{6-5} = \frac{1}{1} = 1$.

Alternatively, one can express y in terms of x . Since $x = 5 + t$, $y = 7 + t$ and $7 + t = (5 + t) + 2$, it follows that $y = x + 2$. Therefore, the slope of the line is 1.

30. Difficulty: 3

Choice (D) is correct.

The range of the function defined by $f(x) = \frac{1}{x} + 2$ is the set of y -values such that $y = \frac{1}{x} + 2$ for some x -value.

One way to determine the range of the function defined by $f(x) = \frac{1}{x} + 2$ is to solve the equation $y = \frac{1}{x} + 2$ for x and then determine which y -values correspond to at least one x -value. To solve $y = \frac{1}{x} + 2$ for x , first subtract 2 from both sides to get $y - 2 = \frac{1}{x}$ and then take the reciprocal of both sides to get $x = \frac{1}{y-2}$. The equation $x = \frac{1}{y-2}$ shows that for any y -value other than 2, there is an x -value such that $y = \frac{1}{x} + 2$, and that there is no such x -value for $y = 2$. Therefore, the range of the function defined by $f(x) = \frac{1}{x} + 2$ is all real numbers except 2.

Alternatively, one can reason about the possible values of the term $\frac{1}{x}$. The expression $\frac{1}{x}$ can take on any value except 0, so the expression $\frac{1}{x} + 2$ can take on any value except 2. Therefore, the range of the function defined by $f(x) = \frac{1}{x} + 2$ is all real numbers except 2.

31. Difficulty: 4

Choice (A) is correct.

To determine how many more daylight hours the day with the greatest number of hours of daylight has than May 1, find the maximum number of daylight hours possible for any day and then subtract from that the number of daylight hours for May 1.

To find the greatest number of daylight hours possible for any day, notice that the expression $\frac{35}{3} + \frac{7}{3} \sin\left(\frac{2\pi}{365}t\right)$ is maximized when $\sin\left(\frac{2\pi}{365}t\right) = 1$, which corresponds to $\frac{2\pi}{365}t = \frac{\pi}{2}$, so $t = \frac{365}{4} = 91.25$. However, for this problem, t must be a whole number, as it represents a count of days after March 21. From the shape of the graph of the sine function, either $t = 91$ or $t = 92$ corresponds to the day with the greatest number of hours of daylight, and since $\frac{35}{3} + \frac{7}{3} \sin\left(\frac{2\pi}{365}(91)\right) > \frac{35}{3} + \frac{7}{3} \sin\left(\frac{2\pi}{365}(92)\right)$, the expression $\frac{35}{3} + \frac{7}{3} \sin\left(\frac{2\pi}{365}t\right)$ is maximized when $t = 91$ days after March 21. (It is not required to find the day on which the greatest number of hours of daylight occurs, but it is $10 + 30 + 31 + 20$ days after March 21, that is, June 20.)

Since May 1 is $10 + 30 + 1 = 41$ days after March 21, the number of hours of daylight for May 1 is

$$\frac{35}{3} + \frac{7}{3} \sin\left(\frac{2\pi}{365}(41)\right).$$

Therefore, the day with the greatest number of hours of daylight has $\left(\frac{35}{3} + \frac{7}{3} \sin\left(\frac{2\pi}{365}(91)\right)\right) - \left(\frac{35}{3} + \frac{7}{3} \sin\left(\frac{2\pi}{365}(41)\right)\right) \approx 0$ more daylight hours than May 1.

32. Difficulty: 3

Choice (C) is correct.

A correct matrix representation must have exactly three entries, each of which represents the total income, in dollars, for one of the three days. The total income for Day 1 is given by the arithmetic expression $99 \times 20 + 199 \times 16 + 299 \times 19$, which is the single

entry of the matrix product $[99 \ 199 \ 299] \begin{bmatrix} 20 \\ 16 \\ 19 \end{bmatrix}$;

in the same way, the total income for Day 2 is given by $99 \times 18 + 199 \times 5 + 299 \times 11$, the single entry of

$[99 \ 199 \ 299] \begin{bmatrix} 18 \\ 5 \\ 11 \end{bmatrix}$; and the total income for Day

3 is given by $99 \times 3 + 199 \times 8 + 299 \times 10$, the single

entry of $[99 \ 199 \ 299] \begin{bmatrix} 3 \\ 8 \\ 10 \end{bmatrix}$. Therefore, the matrix

representation $[99 \ 199 \ 299] \begin{bmatrix} 20 & 18 & 3 \\ 16 & 5 & 8 \\ 19 & 11 & 10 \end{bmatrix}$ gives the

total income, in dollars, received from the sale of the

cameras for each of the three days. Although it is not necessary to compute the matrix product in order to answer

the question correctly, $[99 \ 199 \ 299] \begin{bmatrix} 20 & 18 & 3 \\ 16 & 5 & 8 \\ 19 & 11 & 10 \end{bmatrix}$

equals $[10,845 \ 6,066 \ 4,879]$.